

INSTRUMENTS FOR THE STRAUMANN® DENTAL IMPLANT SYSTEM

Customer #: _____






























Name: _____

























Date: _____

Payment type: NET 30 Credit Card

FedEx: Overnight/10:30am Overnight/4:30pm 2-Day 3-5 Day Page ____ of ____





























Enter quantities in first column of each row. Send completed fax form to **800/524 6752**.

Round burs, pilot drills, and twist drills		
044.022		Ø 1.4
044.003		Ø 2.3
044.004		Ø 3.1
044.210		Ø 2.2, L 33
044.211		Ø 2.2, L 41
044.214		Ø 2.8, L 33
044.215		Ø 2.8, L 41
044.218		Ø 3.5, L 33
044.219		Ø 3.5, L 41
044.222		Ø 4.2, L 33
044.223		Ø 4.2, L 41
Twist drill PRO		
044.254		Ø 4.2, L 33
044.255		Ø 4.2, L 41
Depth gauges		
046.458		Ø 2.2
046.455		Ø 2.2/2.8
046.450		Ø 3.5
046.451		Ø 4.2
SP profile drills		
044.086		RN, Ø 2.8, L 25
044.087		RN, Ø 2.8, L 34
044.088		RN, Ø 3.5, L 25
044.089		RN, Ø 3.5, L 34
044.084		WN, Ø 4.2, L 25
044.085		WN, Ø 4.2, L 34
TE profile drills		
044.701		RN, Ø 2.8, L 28.4
044.708		RN, Ø 2.8, L 37.4
044.705		RN, Ø 3.5, L 28.2
044.712		RN, Ø 3.5, L 37.2
044.703		WN, Ø 4.2, L 28.2
044.710		WN, Ø 4.2, L 37.2

Taps for ratchet		
044.590		Ø 3.3, L 30
044.591		Ø 3.3, L 34
044.592		Ø 4.1, L 30
044.593		Ø 4.1, L 34
044.594		Ø 4.8, L 30
044.595		Ø 4.8, L 34
Taps for handpiece		
044.575		Ø 3.3
044.577		Ø 4.1
044.579		Ø 4.8
Taps for handpiece for TE implants		
80171		Ø 3.3
80169		Ø 4.1
80170		Ø 4.8
Adapters for ratchet		
046.460		L 11
046.461		L 18
046.462		L 28
Adapters for handpiece		
046.470		L 19
046.471		L 26
046.472		L 34
Cleaning instruments		
045.111V4		Brush for ratchet
045.112V4		Brush for trephine
046.017		For trephine
Cassettes		
040.175		Ultrasonic cleaning cassette
040.165		Surgical cassette
040.185		Prosthetic cassette

V4 = 4 components per pack.
All measurements are in millimeters.

*Finishing instrument, handle, and the appropriate guide pin are required to form the reamer instrument.

Auxiliary instruments		
046.064		Holding key
046.119		Ratchet, includes service instrument
046.049		Torque control device
046.095		Tweezers
046.239		Analog holder
046.421		Hexagonal screwdriver
SCS screwdrivers for ratchet		
046.400		L 15
046.401		L 21
046.402		L 27
SCS screwdrivers for handpiece		
046.410		L 20
046.411		L 26
046.412		L 32
Prosthetic instruments		
046.067		SA driver, L 13
046.068		SA driver, L 19
046.069		RA driver
046.154		Elliptical Matrix screwdriver
046.416		LOCATOR® driver, short
046.417		LOCATOR® driver, long
046.415		LOCATOR® core tool
048.199V4		LOCATOR® parallel post, LDPE
048.200		Angle measurement guide
046.243*		Finishing instrument
046.240*		Handle
046.242*		Guide pin for RN solid abutments
046.244*		Guide pin for WN solid abutments
046.246*		Guide pin for RN synOcta® cementable
046.247*		Guide pin for WN synOcta® cementable
046.241*		Guide pin for synOcta® 1.5 abutments











Additional components listed on other side

Customer #: _____













Name: _____ Date: _____



Payment type: NET 30 Credit Card

FedEx: Overnight/10:30am Overnight/4:30pm 2-Day 3-5 Day Page _____ of _____

Single-patient drill sets		
040.400S		Ø 2.2, L 33 Ø 2.8, L 33
040.401S		Ø 2.2, L 41 Ø 2.8, L 41
040.403S		Ø 2.2, L 33 Ø 2.8, L 33 Ø 3.5, L 33
040.404S		Ø 2.2, L 41 Ø 2.8, L 41 Ø 3.5, L 41
040.406S		Ø 2.2, L 33 Ø 2.8, L 33 Ø 3.5, L 33 Ø 4.2, L 33
040.407S		Ø 2.2, L 41 Ø 2.8, L 41 Ø 3.5, L 41 Ø 4.2, L 41
Single-patient twist drills		
044.234S		Ø 3.5, L 33
044.235S		Ø 3.5, L 41
044.238S		Ø 4.2, L 33
044.239S		Ø 4.2, L 41

xxx.xxxS = sterile
 V2 = 2 components per pack
 V4 = 4 components per pack
 V20 = 20 components per pack
 LDPE = Low Density Polyethylene
 All measurements are in millimeters unless otherwise specified.

Drill stop		
040.454S		Type A
040.455S		Type B
040.456S		Type C
040.457S		Type D
Drill stop compatible single-patient drill sets		
040.440S		Ø 2.2, L 33 Ø 2.8, L 33
040.441S		Ø 2.2, L 41 Ø 2.8, L 41
040.443S		Ø 2.2, L 33 Ø 2.8, L 33 Ø 3.5, L 33
040.444S		Ø 2.2, L 41 Ø 2.8, L 41 Ø 3.5, L 41
040.446S		Ø 2.2, L 33 Ø 2.8, L 33 Ø 3.5, L 33 Ø 4.2, L 33
040.447S		Ø 2.2, L 41 Ø 2.8, L 41 Ø 3.5, L 41 Ø 4.2, L 41
Drill stop kit and aid		
040.460		Drill stop kit
040.461		Drill stop aid

Thermoplastic drill template sets		
040.526		For single-tooth sites Ø 2.3, H 10 Ø 2.3, L 20 Ø 2.3
040.527		For free-end situations Ø 2.3, H 10 Ø 2.3, L 20 Ø 2.3
Related literature		
USLIT 007		Product catalog
USLIT 100		Basic information, surgical procedure
USLIT 119		Care and maintenance brochure

- S** Standard (Implants that have a 2.8 mm smooth collar height.)
- SP** Standard Plus (Implants that have a 1.8 mm smooth collar height.)
- TE** Tapered Effect (Implants that combine a cylindrical-shaped apical portion with a tapered section in the conical endosteal region. They also have a 1.8 mm smooth collar height.)
- NN** Narrow Neck (Ø 3.5 mm restorative platform)
- RN** Regular Neck (Ø 4.8 mm restorative platform)
- WN** Wide Neck (Ø 6.5 mm restorative platform)