



Straumann® Variobase® for CEREC®



More than a Ti-base.  
Your trusted link between  
implant and restoration.

# More than a Ti-Base.

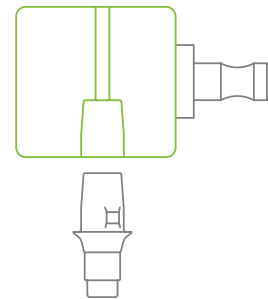
## The Straumann® Authentic Connection for your Cerec® workflow.

The North American dental implant market will expand to reach a value of nearly \$2.7 billion in 2022, compared to just over \$1.1 billion in 2013.<sup>1</sup> How are you prepared to capitalize on this growing trend and incorporate implant restorative dentistry into your practice?

The Straumann® Variobase® for Cerec® provides a quick, efficient, and cost-effective way to restore your implant cases while keeping the entire case within your dental practice.

### DESIGNED FOR CEREC® IMPLANT-BORNE CAD/CAM RESTORATIONS

The Variobase® for CEREC® comes with a chimney that is compatible with the pre-fabricated screw hole of CAD/CAM material blocks available on the market. It is an ideal link between your implants and the corresponding restoration materials.



### THE ORIGINAL IMPLANT-ABUTMENT CONNECTION

You can rely on perfect design harmony between Straumann implants and their corresponding prosthetic components. Benefit from the Straumann® original connection:

- Perfectly matching components
- Reliability through proven long-term clinical evidence
- Excellent service and support
- 10-year Straumann Guarantee®

### OPTIMIZED ABUTMENT DESIGN FOR BONE LEVEL IMPLANT PLATFORMS

The concave collar design of the Variobase® for CEREC® provides an optimized emergence profile for your Bone Level Implants. Your patients will benefit thanks to an easier cleaning procedure compared to a convex collar design.



Concave collar design of the Straumann® Variobase® for CEREC® for Straumann® Bone Level Implants.



Convex collar design for a third-party Ti-base for CEREC® that claims to be compatible with Straumann® Bone Level Implants.

<sup>1</sup> Millennium Report, Dental Implants & Final Abutments, North America 2014. Page 7

\* For applicable terms and conditions of the Straumann Guarantee® (including the Guarantee territory), please refer to the Straumann Guarantee® brochure (USLIT 479/CALIT 502)

## 4 SIMPLE STEPS TO THE FINAL RESTORATION

### Step 1 – Order



RN  
022.0019



WN  
022.0020



NC  
022.0025



RC  
022.0024

- Order Variobase® for CEREC® via your preferred Straumann sales channel including Straumann eShop
- Order scanbodies directly from the respective third-party distribution channel

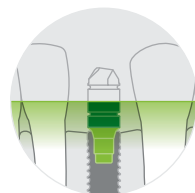
### Step 2 – Intra-oral scan



Insert Variobase® for CEREC® on the implant



Place scanbody on Variobase® for CEREC®



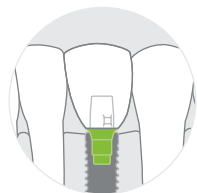
Perform intra-oral scan

### Step 3 – Design and mill



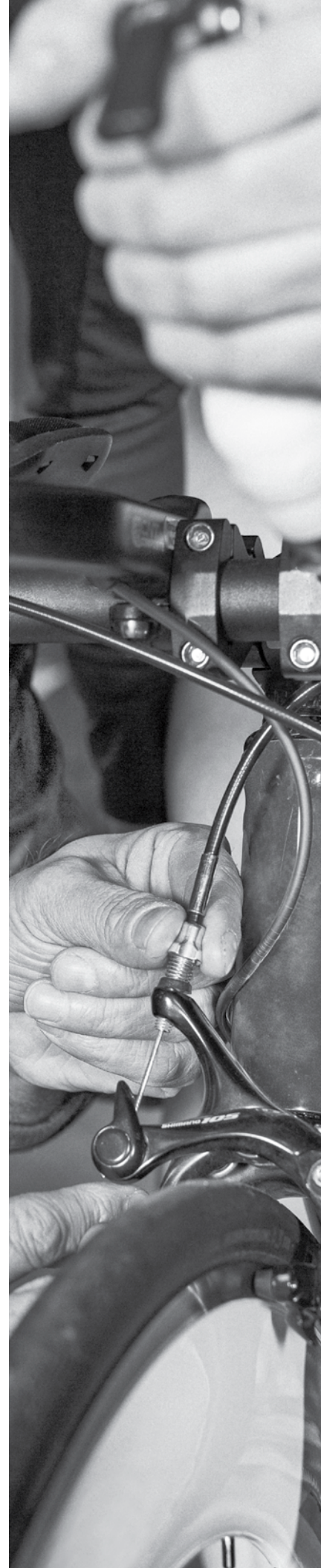
- Select comparable third-party Ti-base from the implant library of the CAD/CAM system to design the restoration
- Mill the restoration

### Step 4 – Finalize and deliver



- Fit check the restoration intra-orally on the Variobase® for CEREC®
- Finish the restoration using standard procedures
- Cement the restoration on the Variobase® for CEREC®\*
- Clean, disinfect and sterilize the restoration
- Insert final sterilized restoration into patient's mouth

\* For appropriate cementation please see Information for Use available on [ifu.straumann.com](http://ifu.straumann.com)



---

**International Headquarters**

Institut Straumann AG  
Peter Merian-Weg 12  
CH-4002 Basel, Switzerland  
Phone +41 (0)61 965 11 11  
Fax +41 (0)61 965 11 01

**Straumann North American Headquarters**

Straumann USA, LLC  
60 Minuteman Road  
Andover, MA 01810  
Phone 800/448 8168 (US) • 800/363 4024 (CA)  
Fax 978/747 2490  
[www.straumann.us](http://www.straumann.us) • [www.straumann.ca](http://www.straumann.ca)

---

© Straumann USA, LLC 2015. All rights reserved.

Straumann® and/or other trademarks and logos from Straumann® that are mentioned herein are the trademarks or registered trademarks of Straumann Holding AG and/or its affiliates. All rights reserved.

Variobase® is a registered trademark of Straumann Holding AG.  
CEREC® is a registered trademark of Sirona Dental Systems GmbH.