

straumann® Pro
Arch



More than a fixed
rehabilitation.
A reason to smile.



In combination with:



 **straumann®**
simply doing moreSM

Patient expectations drive dental treatments for fixed edentulous immediate restorations.

Patients today have increasingly high expectations about dental restorations; they demand natural looking rehabilitations that can be delivered quickly.



INCREASED QUALITY OF LIFE

Patient profiles are changing: the new generation of 65+ actually claims to feel 10 years younger. Patients want to enjoy a high quality of life. Expecting to make no compromises on activities such as eating, talking, and laughing. patients look for:

- A fixed prosthesis that's comfortable to wear
- Predictability and reliability



INCREASED ESTHETIC AWARENESS

For 72% of patients¹ it is very or extremely important that their restoration guarantees an esthetic result:

- Attractive appearance with natural looking teeth



TREATMENT OPTION WITH MINIMAL COMPLEXITY








Patients are looking for less demanding procedures:

- Less invasive treatment with minimal discomfort
- Affordable with a high-quality outcome

Removable and Fixed Options

From Straumann.

Providing fixed restorations for edentulous patients is a complex procedure that requires the evaluation of many clinical aspects. Within the existing Straumann product portfolio, you can now choose from several prosthetic treatment options to treat edentulous patients:

		Straightforward		Advanced		Complex	
		Removable			Fixed		
Maxilla							
		LOCATOR® on 4 implants	Fixed screw-retained restoration on 4 implants, posterior-tilted avoiding sinus	Fixed screw-retained restoration on 6 implants			
Mandible							
		LOCATOR® on 2 implants	Bar with pre-fabricated / Individualized parts on > 3 implants	Fixed screw-retained restoration on 4 implants, posterior-tilted avoiding mandibular nerve	Fixed screw-retained restoration on > 6 implants		

Removable options represent a more straightforward approach, whereas a fixed option with 4 or more implants (straight or tilted) represents a more advanced approach.

To address the requirements and expectations of patients seeking fast, convenient and reliable solutions for full dental replacement, Dr. Paolo Malo from MALO CLINIC® developed a special treatment concept in the early 1990's called the MALO CLINIC® Protocol. The protocol offers immediate temporary restorations for edentulous patients despite limited bone availability.

Straumann® Pro Arch.

Responding to patient expectations.

Respecting individual patients' needs and expectations, the Straumann® Pro Arch offers dental professionals the opportunity to provide fixed full-arch treatments with an immediate provisional restoration.

Roxidid® – reducing invasiveness with smaller implants²

- Roxolid material with excellent mechanical properties³
- Roxolid may allow the use of smaller-diameter implants with the same clinical performance as regular-diameter titanium implants⁴
- Smaller implants have the potential to preserve peri-implant structures and avoid invasive bone grafting procedures
- Create a full denture on two Roxolid 3.3 implants
- Increase patient acceptance of implant treatment by providing less invasive solution⁴

SLActive® – designed to maximize treatment success and predictability

- Faster osseointegration to enhance confidence in all treatments⁵
- Reduced healing time from 6 to 8 weeks to 3 to 4 weeks⁵
- Increased predictability in stability critical treatment protocols

Increased efficiency with new prosthetic portfolio

- Prosthetic flexibility due to smaller abutment dimensions and different angulations
- Comprehensive portfolio for immediate temporization
- Custom-milled bar designs as a framework for final fixed bridges
- Accessibility for every lab



More prosthetic options for esthetic and efficient restorations.

The Straumann® Bone Level Tapered Implant provides flexibility in challenging clinical and anatomical situations. It represents a combination of the time tested Straumann Bone Level Roxolid® SLActive® implant with the advantages of a tapered design. The Roxolid material has been specifically designed for dental implantology and delivers outstanding mechanical properties. Combined with the SLActive surface, Straumann delivers an excellent implant system with outstanding osseointegration and healing properties.

The Straumann prosthetic portfolio provides a high level of flexibility to choose the best solution for the patient:

- The Straumann® Screw-Retained Abutment portfolio allows implant angulations of 17° or 30°
- CARES® final restorations provide a wide range of designs and materials



Straumann® Screw-Retained Abutment

- Same connector design for all diameters allows for a streamlined portfolio of components
- Abutment angulations of 17° and 30°
- Different gingiva heights of 1 mm, 2.5 mm, 4 mm and 5.5 mm
- Simplified handling with CrossFit® connection



Straumann® CARES® Screw-Retained Bars and Bridges

- Custom-milled frameworks for final restoration
- Multiple bar and bridge designs
- Bars and bridges for abutment level or implant level
- Accessibility for every lab
- **NEW:** also available in 3M™ ESPE™ Lava™ Plus

new



The Straumann® Bone Level Tapered Implant



Roxolid – reducing invasiveness with smaller implants²

- Roxolid material with excellent mechanical properties³
- Roxolid may allow the use of smaller-diameter implants with the same clinical performance as regular-diameter titanium implants⁴
- Smaller implants have the potential to preserve peri-implant structures and avoid invasive bone grafting procedures
- Create a full denture on two Roxolid 3.3 implants
- Increase patient acceptance of implant treatment by providing less invasive solutions⁴



SLActive – Designed to maximize treatment success and predictability

- Faster osseointegration to enhance confidence in all treatments⁵
- Reduced healing time from 6 to 8 weeks to 3 to 4 weeks⁵
- Increased predictability in stability critical treatment protocols

Apically tapered – matches the natural shape of a tooth root

- Helps overcome anatomical restrictions
- Full thread at the bottom allows for engagement of threads with the osteotomy
- In combination with the hybrid tapered shape, the cutting notches enable placement in underprepared sites

Less complex: Fixed edentulous treatment procedures with Straumann components.

THIS CLINICAL CASE REPRESENTS ONE METHOD OF PROVIDING A SCREW-RETAINED FULL-ARCH RESTORATION. IMAGES COURTESY OF DR. WILLIAM RUNYON AND DR. WILLIAM RALSTIN. LAB WORK BY DARREL CLARK, CDT, FORT WORTH, TX.

Initial situation: A female patient presented at the dental office with a problematic screw-retained bridge restoration in the anterior maxilla. Based on her dental history it was decided to restore utilizing a fixed restoration on 4 implants and an immediate temporary prosthesis.



1 Pre-operative situation



2 Flap and extraction of maxillary teeth



3 Titanium Copings, non-engaging, placed intra-orally, facial view



4 Block-out technique to protect screw channels of the Titanium Copings, acrylic guide used to verify position of abutments and Occlusal-Screw channel



5 Blu-Mousse® application to identify the emergence of the Titanium Copings as well as preparation for pick up



6 Acrylic-material intra-oral pick up



Interim fixed bridge, post-operative, facial view: note buccal flange extension, adaptation to maxillary ridge, and relation to mandibular natural dentition



4 months later, the final fixed bridge is delivered to the patient



Pre-operative situation



Post-operative situation

SOURCES

- 1 Riegl Survey Patient Satisfaction, Europe, September 2011, How important are attractive teeth to patients?
- 2 If a guided Bone Regeneration (GBR) procedure can be avoided.
- 3 Norm ASTM F67 (states min. tensile strength of annealed titanium).
Data on file for Straumann cold-worked titanium and Roxolid® Implants.
- 4 Benic GI, Gallucci GO, Mokti M, Hämmerle CH, Weber HP, Jung RE. Titanium-zirconium narrow-diameter versus titanium regular-diameter implants for anterior and premolar single crowns: 1-year results of a randomized controlled clinical study. *Journal of Clinical Periodontology* 2013; [Epub ahead of print].
- 5 Compared to SLA®.

International Headquarters

Institut Straumann AG
Peter Merian-Weg 12
CH-4002 Basel, Switzerland
Phone +41 (0)61 965 11 11
Fax +41 (0)61 965 11 01

Straumann North American Headquarters

Straumann USA, LLC
60 Minuteman Road
Andover, MA 01810
Phone 800/448 8168 (US) • 800/363 4024 (CA)
Fax 978/747 2490
www.straumann.us • www.straumann.ca